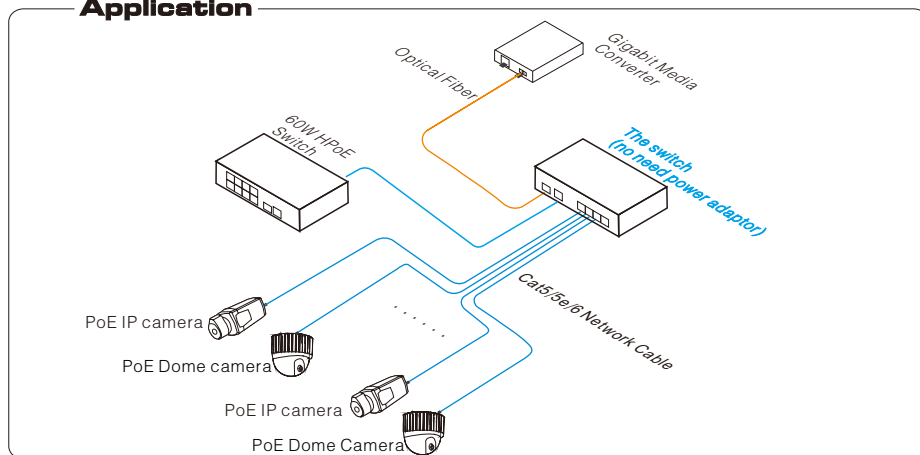


# 4 ports industrial full-gigabit PoE switch (60W HPOE powered) User Manual

Ver 1.0

It is an industrial full-gigabit PoE switch, the switch provides 1\*10/100/1000Base-T PoE in port(60W PoE input), 4\*10/100/1000Base-T PoE out ports (30W PoE output, support IEEE802.3af/at) and 1\*1000Base-X SFP port. It supports PoE watchdog (Detect POE device when it is frozen, reboot automatically). It supports -40 to +75°C working temperature, 6KV surge protection,8KV/15KV ESD protection. It could be widely used in security network video surveillance, network engineering and other occasions.

## Application



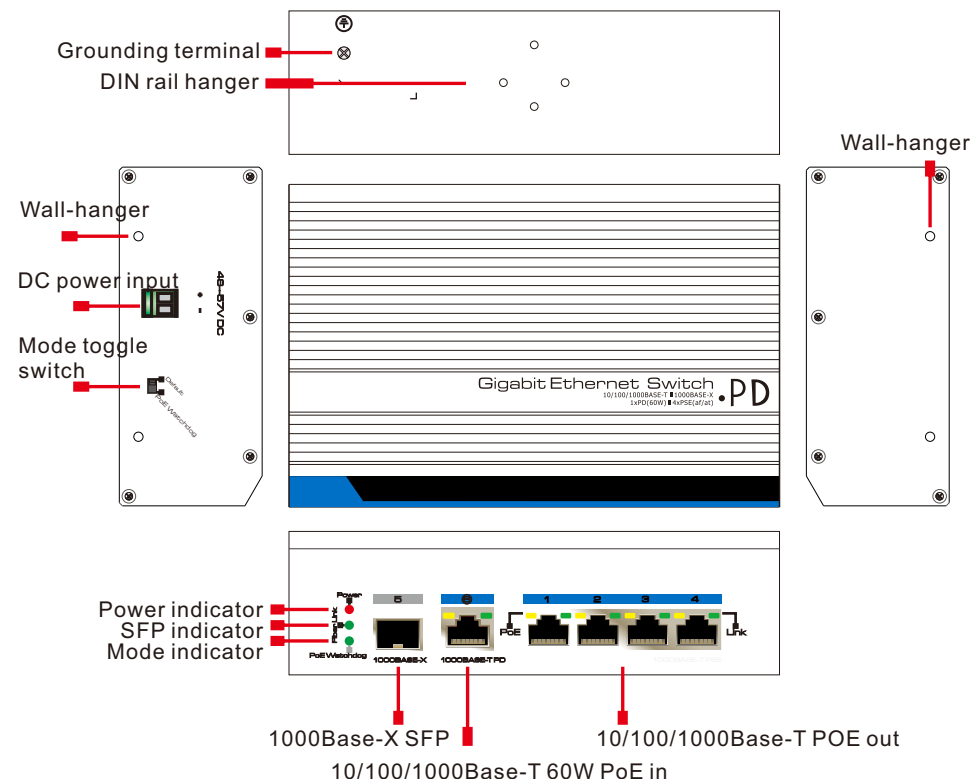
## Feature

- Provide 1\*10/100/1000Base-T PoE In Port(60W PoE input);
- Provide 4\*10/100/1000Base-T PoE out Ports(30W PoE output, support IEEE802.3af/at);
- Provide 1\* 1000Base-X SFP port;
- Support PoE watchdog(Detect POE device when it is frozen, reboot automatically);
- Redundant power design, support power hot backup;
- Support -40 to +75°C working temperature;
- Support 6KV surge protection,8KV/15KV ESD protection.
- Din-rail and wall-mount installation.

## Caution

- 1) Transmission distance is related to the connecting cable. We suggest to use standard Cat5e/6 network cable to get the best transmission effect.
- 2) If use optical uplink port, customer needs to purchase additional SFP module.
- 3) The equipment must be connected to anti-thunder grounding ,otherwise the protection level will be greatly reduced ; please use NO. 20th or above wire to connect grounding terminal to the earth.

## Board Diagram



## Installation steps

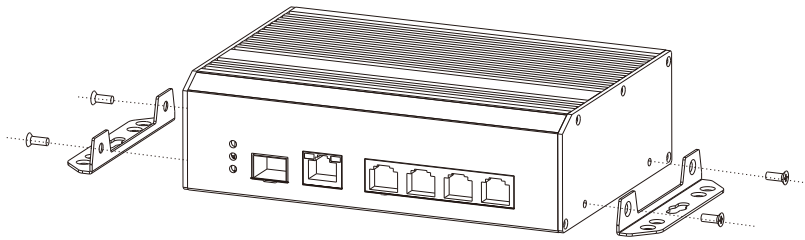
Please check the following items before installation. If any missing, please contact the dealer.

- |                       |       |
|-----------------------|-------|
| ● POE Ethernet switch | 1 pc  |
| ● Power adaptor       | 1 pc  |
| ● Wall hangers        | 2 pcs |
| ● Din rail hanger     | 1 pc  |
| ● User manual         | 1 pc  |

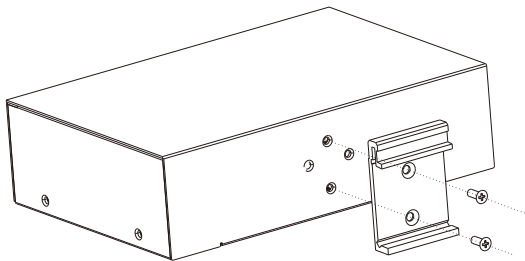
**Please follow the following installation steps**

- 1) Please turn off the signal source and the device's power, installation with power on may damage the device;
- 2) Use 4pcs network cables to connect 4pcs IP cameras with the product's 1~4 RJ45 Ethernet ports;
- 3) Use another network cable or (optical fiber) to connect switch's UPLINK port with NVR or computer;
- 4) Use another PoE switch connect the port 6 to power the switch;
- 5) Check if the installation is correct and device is good, make sure all the connection is reliable and power up the system;
- 6) Make sure every network device power supply works normally.

**Wall-mount installation**



**Din-rail installation**



**Specification**

Item		4 ports PoE Ethernet Switch
Power	Power Supply	Power adapter
	Voltage range	DC48V~57V
	Consumption	Self consumption < 5W
Ethernet Port Parameter	Ethernet Port	1~4 ports: 10/100BASE-TX 30W PoE out; Port 6:10/100/1000BASE-T 60W PoE in; Port 5: 1000BASE-X SFP
	One key PoE Watchdog	PoE watchdog(Detect POE device when it is frozen, reboot automatically);
	Transmission Medium	Cat5e/6 network cable
	PoE out standard	IEEE802.3af/at
	PoE out Power Supply	End-span
	PoE Power output	If PD power input, PoE output ≤50W; If Power adaptor DC input, PoE output:120W max.
	Port 6 PoE in	Compatible with af(15W), at(30W), 60W(maxim and microsemi solution)
Ethernet Exchange Specification	Ethernet Standard	IEEE802.3 10BASE-T; IEEE802.3u 100BASE-TX; IEEE802.3ab 1000BASE-TX; IEEE802.3z 1000-SX/LX
	Switch Fabric	12Gbps
	Throughput	8.9Mpps
	Packet Buffer	1Mbit
	MAC Address	8K
Indicator Status	Power LED	1*red
	CCTV LED	1*green, the green light on indicates PoE Watchdog Mode start
	Optical Port LED	1*green LED indicate network
	Uplink Ethernet Port LED	Green and yellow LED on RJ 45 indicate network
Protection	Downlink Ethernet Port LED	1~4 ports : green LED indicates network status, yellow LED indicates PoE status
	Port Lighting Protection	6KV , Per: IEC61000-4-5
Operation Environment	ESD	6KV/ 8KV , Per: IEC61000-4-2
	Working Temperature	-40°C~75°C
	Storage Temperature	-40°C~85°C
Mechanical	Humidity (Non-condensing)	0~95%
	Dimension(L×W×H)	163mm×110mm×44mm
	Material	Metal
	Color	Black
	Weight	540g